



Student Evaluation of Instruction Report

Response rate: 66.7 % of 42 enrolled

Were student ratings for this report collected on the web? Yes

Date of Report: 12/22/2015

Response scale is Likert-type with "5" being high and "1" being low

	<u>N</u>	<u>1</u>	<u>2</u>	<u>3</u>	<u>4</u>	<u>5</u>	<u>N/A</u>
Instructor's preparedness, organization of material, and clarity of presentation							
1. Well organized	28	0 %	0 %	14 %	32 %	54 %	0 %
5. Instructor well prepared	28	0	0	4	25	71	0
9. Communicated subject matter clearly	28	0	0	4	29	68	0
Rapport and instructor commitment							
3. Instructor interested in teaching	28	0	0	4	36	61	0
6. Instructor interested in helping students	28	0	0	4	25	71	0
8. Created learning atmosphere	28	0	0	4	46	50	0
Students' sense of their own learning							
2. Intellectually stimulating	28	0	0	18	39	43	0
4. Encouraged independent thinking	28	0	0	11	32	54	4
7. Learned greatly from instructor	28	0	0	7	36	57	0
10. Overall rating	28	0	0	4	18	79	0

Your ratings are summarized below. When sufficient data exist, summaries are also provided for up to three reference groups. Your "comparison group" is based on the size of your class and the predominant reason students indicate they enrolled. Comparison group data are reported at both the college and university levels. Over the prior 12 months, 2255 instructors and 5545 course sections were in your Comparison Group by College, and 3636 instructors and 8742 course sections were in your Comparison Group by University. Across all the courses using the SEI instrument since 1994, 42.75% of them share the characteristics listed below. The Course-Offering Unit listing is not based on size or electivity; it is a summary of the SEI data across the prior 12 months in your department or school.

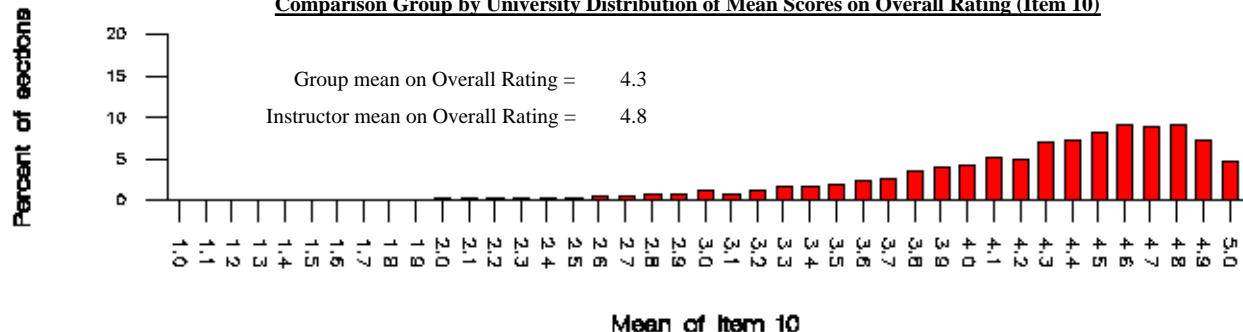
Your comparison groups have the following qualities:

Class size: 20 to 60

Predominant reason given for enrolling in this course was that it was required in the student's major/minor or it fulfills a General Education requirement.

	This Instructor		Comparison Group by College		Comparison Group by University		Course-Offering Unit	
	<u>Mean</u>	<u>Std.Dev</u>	<u>Mean</u>	<u>Std.Dev</u>	<u>Mean</u>	<u>Std.Dev</u>	<u>Mean</u>	<u>Std.Dev</u>
1. Instructor well organized	4.4	0.7	4.2	0.5	4.2	0.5	4.1	0.5
2. Intellectually stimulating	4.3	0.8	4.1	0.5	4.1	0.5	3.9	0.6
3. Instructor interested in teaching	4.6	0.6	4.4	0.5	4.4	0.5	4.2	0.5
4. Encouraged independent thinking	4.4	0.7	4.3	0.5	4.3	0.5	4.1	0.6
5. Instructor well prepared	4.7	0.6	4.3	0.5	4.3	0.5	4.1	0.6
6. Instructor interested in helping students	4.7	0.6	4.4	0.5	4.4	0.5	4.2	0.5
7. Learned greatly from instructor	4.5	0.6	4.1	0.6	4.1	0.6	3.8	0.7
8. Created learning atmosphere	4.5	0.6	4.2	0.6	4.2	0.6	3.9	0.7
9. Communicated subject matter clearly	4.6	0.6	4.1	0.6	4.1	0.6	3.8	0.8
10. Overall rating	4.8	0.5	4.2	0.6	4.3	0.6	4.0	0.7

Comparison Group by University Distribution of Mean Scores on Overall Rating (Item 10)



SEI Comment Report

You know you've got the best TA when students from *other* recitations start showing up in her class. Midterm reviews were always packed, too. Classes were super informative. Deserves tenure, for sure.

I leaned a lot going to recitation. She made the material easy to understand and follow. Used great examples to help us learn the information.

Best review sessions

Learned more from Kirby than I did from the actual professor.

I think Kirby did a great job of conveying/reviewing the information in an easy way for people to understand. I personally hope she decides to become a professor! The only reason why I didn't give her an excellent review is for one reason. Most other GTA's wouldn't be able to do this, but I challenge her to make the class more engaging by cracking a joke or being a little bit more personable (while still having control over the class). I am saying this because it will get more students to raise their hands and be more actively participating/involved. Also, it will make the class more enjoyable.

Best/most efficient/nicest/best at giving explanations of any teacher I have had at osu so far. Everyone wanted to be in her recitation because of how impressive and good at explaining material she was

I learned more from your recitations than the lectures. You did very well at breaking down the material and providing several examples. Thank you!

Student Evaluation of Instruction Report

Response rate: 73.2 % of 41 enrolled

Were student ratings for this report collected on the web? Yes

Date of Report: 12/22/2015

Response scale is Likert-type with "5" being high and "1" being low

	<u>N</u>	<u>1</u>	<u>2</u>	<u>3</u>	<u>4</u>	<u>5</u>	<u>N/A</u>
Instructor's preparedness, organization of material, and clarity of presentation							
1. Well organized	30	3 %	0 %	0 %	37 %	57 %	3 %
5. Instructor well prepared	30	3	0	0	7	90	0
9. Communicated subject matter clearly	30	3	0	0	20	77	0
Rapport and instructor commitment							
3. Instructor interested in teaching	30	3	0	0	13	83	0
6. Instructor interested in helping students	30	3	0	0	17	80	0
8. Created learning atmosphere	30	3	0	0	27	70	0
Students' sense of their own learning							
2. Intellectually stimulating	30	0	0	20	37	40	3
4. Encouraged independent thinking	30	3	0	3	17	77	0
7. Learned greatly from instructor	30	0	3	7	27	63	0
10. Overall rating	30	0	0	0	10	90	0

Your ratings are summarized below. When sufficient data exist, summaries are also provided for up to three reference groups. Your "comparison group" is based on the size of your class and the predominant reason students indicate they enrolled. Comparison group data are reported at both the college and university levels. Over the prior 12 months, 2255 instructors and 5545 course sections were in your Comparison Group by College, and 3636 instructors and 8742 course sections were in your Comparison Group by University. Across all the courses using the SEI instrument since 1994, 42.75% of them share the characteristics listed below. The Course-Offering Unit listing is not based on size or electivity; it is a summary of the SEI data across the prior 12 months in your department or school.

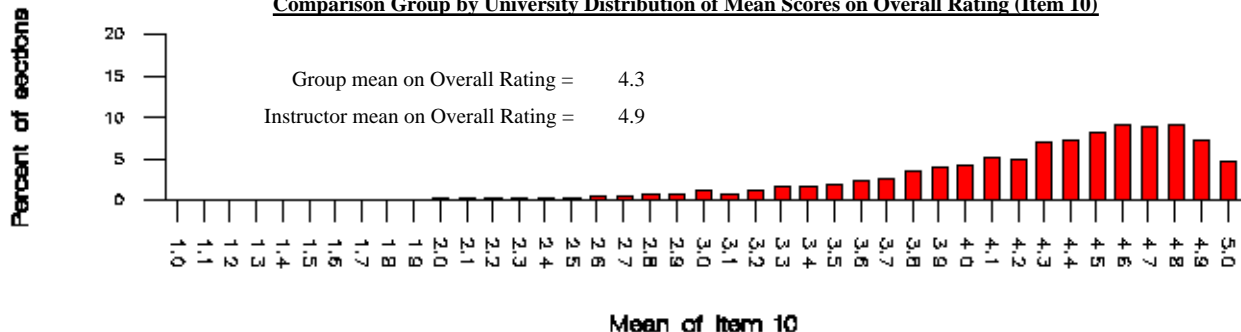
Your comparison groups have the following qualities:

Class size: 20 to 60

Predominant reason given for enrolling in this course was that it was required in the student's major/minor or it fulfills a General Education requirement.

	This Instructor		Comparison Group by College		Comparison Group by University		Course-Offering Unit	
	<u>Mean</u>	<u>Std.Dev</u>	<u>Mean</u>	<u>Std.Dev</u>	<u>Mean</u>	<u>Std.Dev</u>	<u>Mean</u>	<u>Std.Dev</u>
1. Instructor well organized	4.5	0.8	4.2	0.5	4.2	0.5	4.1	0.5
2. Intellectually stimulating	4.2	0.8	4.1	0.5	4.1	0.5	3.9	0.6
3. Instructor interested in teaching	4.7	0.8	4.4	0.5	4.4	0.5	4.2	0.5
4. Encouraged independent thinking	4.6	0.9	4.3	0.5	4.3	0.5	4.1	0.6
5. Instructor well prepared	4.8	0.8	4.3	0.5	4.3	0.5	4.1	0.6
6. Instructor interested in helping students	4.7	0.8	4.4	0.5	4.4	0.5	4.2	0.5
7. Learned greatly from instructor	4.5	0.8	4.1	0.6	4.1	0.6	3.8	0.7
8. Created learning atmosphere	4.6	0.8	4.2	0.6	4.2	0.6	3.9	0.7
9. Communicated subject matter clearly	4.7	0.8	4.1	0.6	4.1	0.6	3.8	0.8
10. Overall rating	4.9	0.3	4.2	0.6	4.3	0.6	4.0	0.7

Comparison Group by University Distribution of Mean Scores on Overall Rating (Item 10)



SEI Comment Report

Very approachable and knowledgeable TA

Kirby was a very good recitation instructor. She always went over the difficult concepts from that week and had us do practice problems in class so that we better understood the material.

Best TA. Made the class.

Excellent at explaining. Well prepared. Very helpful.

Not many students participated in class, which made teaching difficult, but Kirby did a good job of going over the material anyway.

She was very nice and made sure to answer any questions we had in recitation. She was very good about helping us and going into more detail with each subject/concept.

She was one of the reason I did so well in the class and was able to convey hard concepts in a super easy way!

Kirby is an exceptional teacher in microeconomics! She was really patient with students and challenged us to think for ourselves in class! She clearly explained the material and made it more understandable! Her passion for economics is obvious and she has transferred this to me as a student and I want to continue learning about the economy! Her review sessions are always packed because she presents the material so well! I would highly recommend Kirby!

Taught me the most out of any teacher I had this semester and is the sole reason that I understand microeconomics.



Student Evaluation of Instruction Report

Response rate: 77.3 % of 44 enrolled

Were student ratings for this report collected on the web? Yes

Date of Report: 12/22/2015

Response scale is Likert-type with "5" being high and "1" being low

	<u>N</u>	<u>1</u>	<u>2</u>	<u>3</u>	<u>4</u>	<u>5</u>	<u>N/A</u>
Instructor's preparedness, organization of material, and clarity of presentation							
1. Well organized	34	0 %	3 %	3 %	26 %	68 %	0 %
5. Instructor well prepared	34	0	3	6	18	74	0
9. Communicated subject matter clearly	34	0	0	3	29	68	0
Rapport and instructor commitment							
3. Instructor interested in teaching	34	0	0	0	29	71	0
6. Instructor interested in helping students	34	0	0	6	15	79	0
8. Created learning atmosphere	34	0	6	0	26	68	0
Students' sense of their own learning							
2. Intellectually stimulating	34	0	3	9	47	41	0
4. Encouraged independent thinking	34	0	0	6	35	59	0
7. Learned greatly from instructor	34	0	3	9	18	71	0
10. Overall rating	34	0	0	3	32	65	0

Your ratings are summarized below. When sufficient data exist, summaries are also provided for up to three reference groups. Your "comparison group" is based on the size of your class and the predominant reason students indicate they enrolled. Comparison group data are reported at both the college and university levels. Over the prior 12 months, 2255 instructors and 5545 course sections were in your Comparison Group by College, and 3636 instructors and 8742 course sections were in your Comparison Group by University. Across all the courses using the SEI instrument since 1994, 42.75% of them share the characteristics listed below. The Course-Offering Unit listing is not based on size or electivity; it is a summary of the SEI data across the prior 12 months in your department or school.

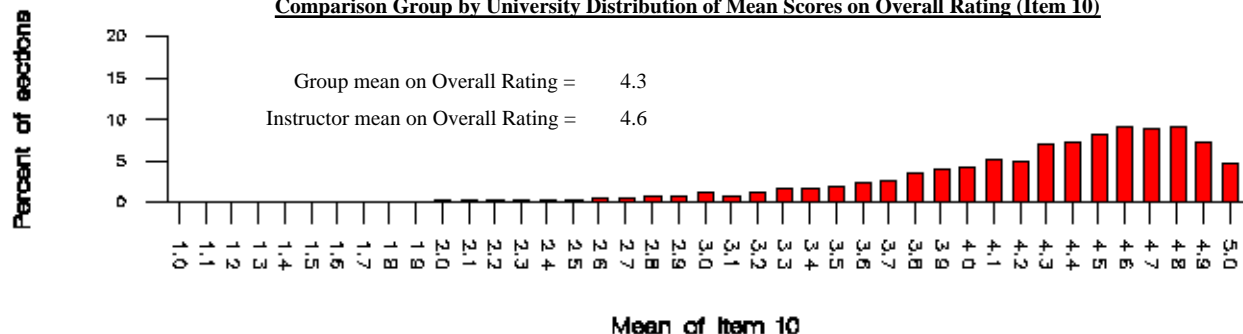
Your comparison groups have the following qualities:

Class size: 20 to 60

Predominant reason given for enrolling in this course was that it was required in the student's major/minor or it fulfills a General Education requirement.

	This Instructor		Comparison Group by College		Comparison Group by University		Course-Offering Unit	
	<u>Mean</u>	<u>Std.Dev</u>	<u>Mean</u>	<u>Std.Dev</u>	<u>Mean</u>	<u>Std.Dev</u>	<u>Mean</u>	<u>Std.Dev</u>
1. Instructor well organized	4.6	0.7	4.2	0.5	4.2	0.5	4.1	0.5
2. Intellectually stimulating	4.3	0.8	4.1	0.5	4.1	0.5	3.9	0.6
3. Instructor interested in teaching	4.7	0.5	4.4	0.5	4.4	0.5	4.2	0.5
4. Encouraged independent thinking	4.5	0.6	4.3	0.5	4.3	0.5	4.1	0.6
5. Instructor well prepared	4.6	0.7	4.3	0.5	4.3	0.5	4.1	0.6
6. Instructor interested in helping students	4.7	0.6	4.4	0.5	4.4	0.5	4.2	0.5
7. Learned greatly from instructor	4.6	0.8	4.1	0.6	4.1	0.6	3.8	0.7
8. Created learning atmosphere	4.6	0.8	4.2	0.6	4.2	0.6	3.9	0.7
9. Communicated subject matter clearly	4.7	0.5	4.1	0.6	4.1	0.6	3.8	0.8
10. Overall rating	4.6	0.6	4.2	0.6	4.3	0.6	4.0	0.7

Comparison Group by University Distribution of Mean Scores on Overall Rating (Item 10)



SEI Comment Report

You made this information interesting and were willing to answer questions. Thought that you did a good job with providing relevant examples to what we were going through in class. You always came to class prepared with what we needed.

Kirby is an excellent TA! It was hard to understand some of the material during the large lectures. However, during recitation Kirby was able to thoroughly explain all the hard concepts. Her review sessions were also very helpful!

Instructor gave many examples during class and drew diagrams to help with our understanding of the material. Material presented during lecture was at times confusing and difficult to comprehend the way it was presented, and this instructor was able to break things down and explain the material more thoroughly and in a way that made more sense. Instructor went through practice problems, homework and quiz questions and explained each thoroughly so that all students could understand the concepts. Overall this instructor was excellent!

One of the best TA's I have ever had. She did such a great job breaking down hard concepts and presenting them in a way easy for us to understand. Always prepared and had a set schedule for each class.

Very helpful. She makes very complex concepts simple.

Great and very helpful instructor.

Lecture was useless, you taught me everything

she makes easier to understand the subject and she is well organized
